

NH Department of Health and Human Services  
129 Pleasant Street – Hugh Gallen State Office Park  
Concord, NH 03301

**PRESS RELEASE**  
**FOR IMMEDIATE RELEASE**  
**May 5, 2020**

**FOR MORE INFORMATION**  
State Joint Information Center  
603-223-6169 or [jic@dhhs.nh.gov](mailto:jic@dhhs.nh.gov)

## **NH DHHS COVID-19 Update – May 5, 2020**

**Concord, NH** – The New Hampshire Department of Health and Human Services (DHHS) has issued the following update on the new coronavirus, COVID-19.

On Tuesday, May 5, 2020, DHHS announced 50 new positive test results for COVID-19. There have now been 2,636 cases of COVID-19 diagnosed in New Hampshire. The number of tests reported today is lower due to specimens collected during Saturday or Sunday, when healthcare providers typically see fewer patients. Several cases are still under investigation. Additional information from ongoing investigations will be incorporated into future COVID-19 updates. Of those with complete information, there are four individuals under the age of 18 and the rest are adults with 56% being female and 44% being male. The new cases reside in Rockingham (11), Hillsborough County other than Manchester and Nashua (6), Merrimack (5), Strafford (5) Carroll (1), Cheshire (1), Grafton (1) and counties, and in the cities of Manchester (16) and Nashua (3). The county of residence is being determined for one new case.

Nine new hospitalized cases were identified for a total of 295 (11%) of 2,636 cases. Three of the new cases have no identified risk factors. Community-based transmission continues to occur throughout the State and has been identified in all counties. Most of the remaining cases have either had travel to domestic or international locations or have had close contact with a person with a confirmed COVID-19 diagnosis.

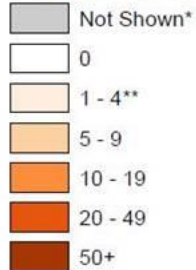
DHHS has also announced 6 additional deaths related to COVID-19. We offer our sympathies to the family and friends.

- One female resident of Hillsborough County, who was 60 years of age or older
- One male resident of Hillsborough County, who was 60 years of age or less
- Two female residents of Rockingham County, who were 60 years of age older
- One male resident of Rockingham County, who was 60 years of age older
- One female resident of Strafford County

### **Current Situation in New Hampshire**

# **Total Current COVID-19 Cases in New Hampshire as of 5/5/2020 (n=1,439)**

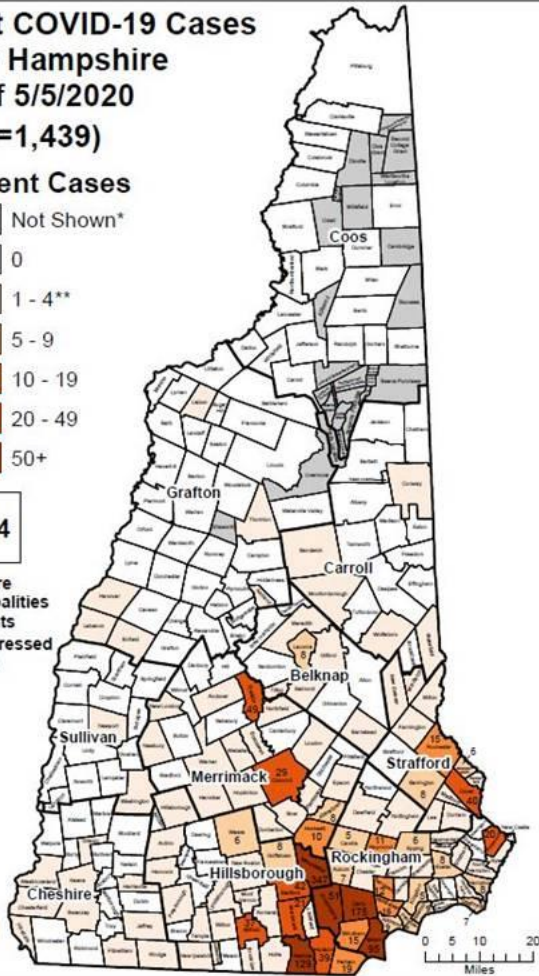
## **Current Cases**



Cases under investigation, 14 town unknown

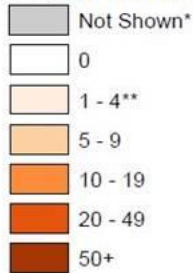
\*Positive case counts are suppressed in municipalities with under 100 residents

\*\*Exact counts are suppressed for municipalities with 1 - 4 cases



# COVID-19 in New Hampshire Positive Test Results 3/1/2020 - 5/5/2020 (n=2,636)

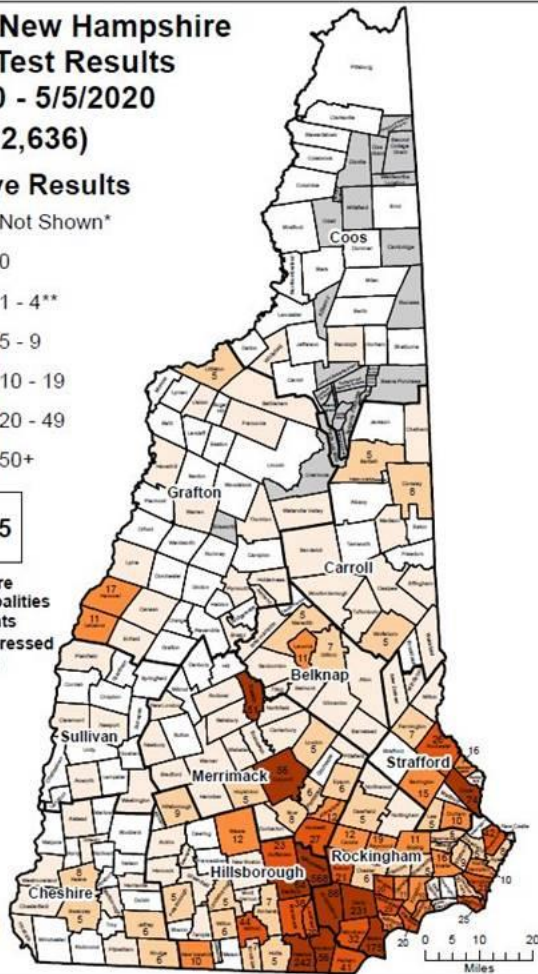
## Positive Results



Cases under investigation, 15  
town unknown

\*Positive case counts are suppressed in municipalities with under 100 residents

\*\*Exact counts are suppressed for municipalities with 1 - 4 cases



**New Hampshire 2019 Novel Coronavirus (COVID-19) Summary Report  
(data updated May 5, 2020, 9:00 AM)**

NH Persons with COVID-19 <sub>1</sub>	2,636
Recovered	1,105 (42%)
Deaths Attributed to COVID-19	92 (4%)
Total Current COVID-19 Cases	1,439
Persons Who Have Been Hospitalized for COVID-19	295 (11%)
Current Hospitalizations <sub>2</sub>	115
Persons Tested Negative at Selected Laboratories <sub>3</sub>	25,097
Persons with Specimens Submitted to NH PHL	10,619
Persons with Test Pending at NH PHL <sub>4</sub>	79
Persons Being Monitored in NH (approximate point in time)	2,875

County	Cases
Belknap	40
Carroll	34
Cheshire	41
Coos	2
Grafton	54
Hillsborough - Other	371
Hillsborough - Manchester	568
Hillsborough - Nashua	242
Merrimack	206
Rockingham	888
Strafford	163
Sullivan	12
County TBD	15
<b>Grand Total</b>	<b>2636</b>

<sub>1</sub>Includes specimens presumptive-positive at any laboratory and those confirmed by CDC confirmatory testing.

<sub>2</sub>Number of patients currently hospitalized with COVID-19 as reported by hospitals.

<sub>3</sub>Includes specimens tested at the NH Public Health Laboratories (PHL), LabCorp, Quest, Dartmouth-Hitchcock Medical Center, and those sent to CDC prior to NH PHL testing capacity.

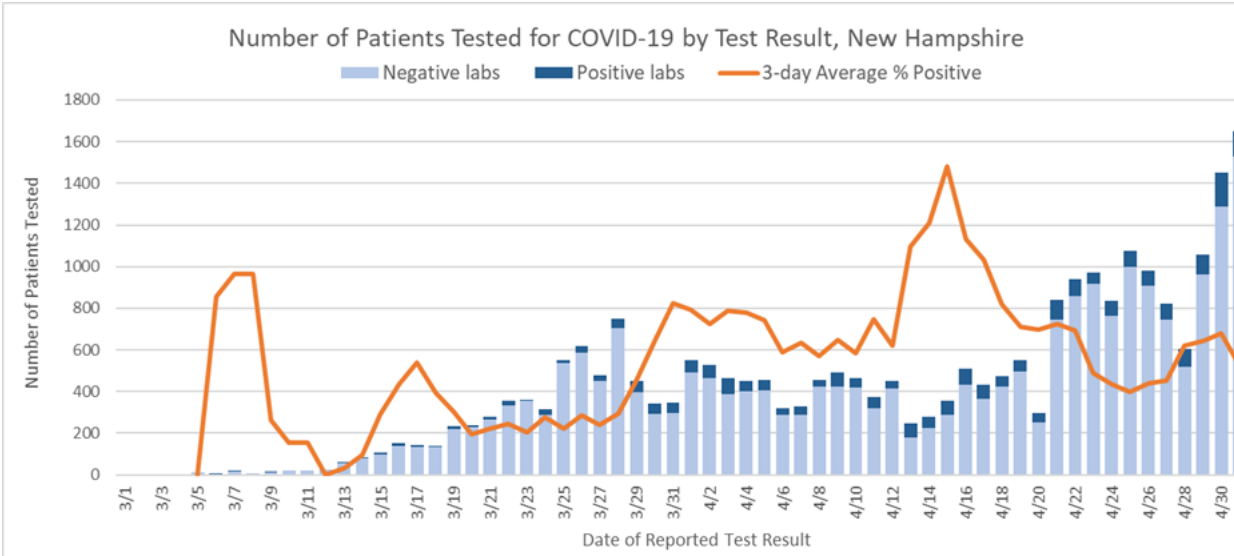
<sub>4</sub>Includes specimens received and awaiting testing at NH PHL. Does not include tests pending at commercial laboratories.

**Number of Specimens Tested by Date of Report to NH DHHS**

Testing Laboratory	4/28	4/29	4/30	5/1	5/2	5/3	5/4	Daily Average
NH Public Health Laboratories	279	304	401	319	281	276	105	281
LabCorp	29	285	516	803	417	270	59	340
Quest Diagnostics	97	182	216	231	214	211	99	179
Dartmouth-Hitchcock Medical Center	48	90	125	127	43	123	25	83
Other NH Hospital Laboratory	135	157	166	129	126	56	n/a**	110
Other Laboratory*	19	40	27	42	13	26	32	28
Total	607	1058	1451	1651	1094	962	320	1020

\* Includes out-of-state public health laboratories, out-of-state hospital laboratories, and other commercial laboratories not already listed in the table.

\*\* Not available at the time of this report.



[NH DHHS Daily Update on COVID-19 Archive](#)

For more information, please visit the DHHS COVID-19 webpage at <https://www.nh.gov/covid19>.

###