

NH Department of Health and Human Services  
129 Pleasant Street – Hugh Gallen State Office Park  
Concord, NH 03301

**PRESS RELEASE**  
**FOR IMMEDIATE RELEASE**  
**May 6, 2020**

**FOR MORE INFORMATION**  
State Joint Information Center  
603-223-6169 or [jic@dos.nh.gov](mailto:jic@dos.nh.gov)

## **NH DHHS COVID-19 Update – May 6, 2020**

**Concord, NH** – The New Hampshire Department of Health and Human Services (DHHS) has issued the following update on the new coronavirus, COVID-19.

On Wednesday, May 6, 2020, DHHS announced 108 new positive test results for COVID-19. There have now been 2,740 cases of COVID-19 diagnosed in New Hampshire. Several cases are still under investigation. Additional information from ongoing investigations will be incorporated into future COVID-19 updates. Of those with complete information, there are four individuals under the age of 18 and the rest are adults with 55% being female and 45% being male. The new cases reside in Hillsborough County other than Manchester and Nashua (27), Rockingham (18), Merrimack (7), Strafford (5), and Belknap (1) counties, and in the cities of Manchester (34) and Nashua (10). The county of residence is being determined for six new case.

Twelve new hospitalized cases were identified for a total of 307 (11%) of 2,740 cases. Eleven of the new cases have no identified risk factors. Community-based transmission continues to increase in the State and has been identified in all counties with cases. Most of the remaining cases have either had travel to domestic or international locations or have had close contact with a person with a confirmed COVID-19 diagnosis.

DHHS has also announced 19 additional deaths related to COVID-19. We offer our sympathies to the family and friends.

- 2 female and 2 males from Hillsborough County, 60 years of age and older
- 2 females and 1 male from Merrimack County, 60 years of age and older
- 6 females and 6 males from Rockingham County, 60 years of age and older

The following list of institutional outbreaks is updated to incorporate the deaths announced today:

| <b>Facility</b>              | <b>Deaths</b> |
|------------------------------|---------------|
| Aurora Assisted Living Derry | 7             |
| Bedford Falls                | 2             |
| Bellamy Fields Dover         | 10            |
| Birch Hill                   | 4             |

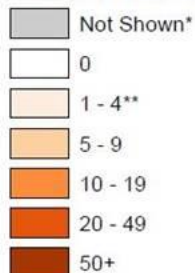
|  |           |
|--|-----------|
| Crestwood Center Milford   | 5         |
| <i>Crotched Mountain (no longer active)</i>                        | 1         |
| Easterseals - Manchester   | 0         |
| Hackett Hill Genesis Manchester                                    | 1         |
| Hanover Hill Manchester  | 19        |
| Huntington Nashua  | 7         |
| <i>Institute for Professional Practice, Inc (no longer active)</i> | 1         |
| Mountain Ridge Genesis Franklin                                    | 4         |
| Pleasant Valley Derry  | 10        |
| Ridgewood Genesis Bedford  | 0         |
| Salem Woods  | 10        |
| Salemhaven   | 3         |
| <b>Total</b>   | <b>84</b> |

DHHS is also clarifying the number of long-term skilled nursing care residents in the State. There are 7,500 nursing home beds in NH and approximately 6,400 residents.

### **Current Situation in New Hampshire**

# **Total Current COVID-19 Cases in New Hampshire as of 5/6/2020 (n=1,519)**

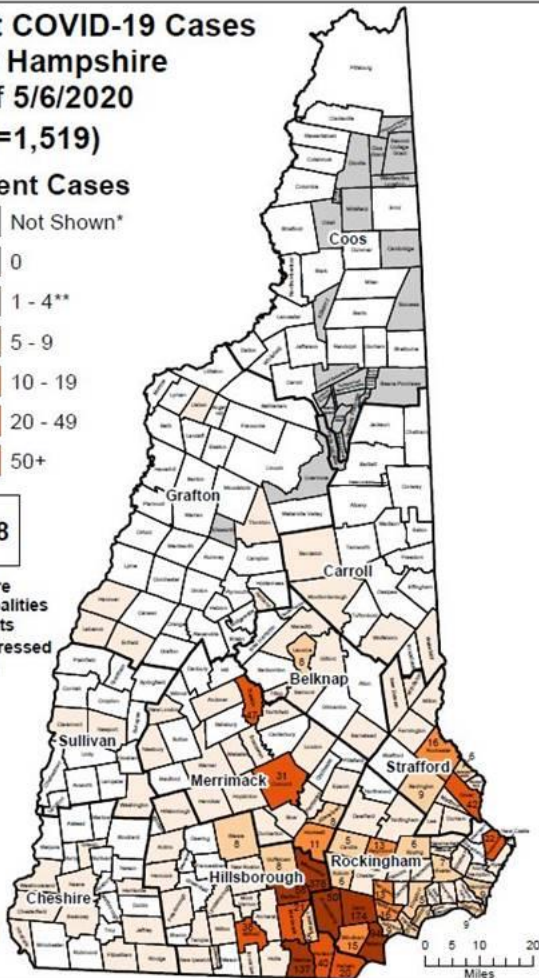
## **Current Cases**



Cases under investigation, 18 town unknown

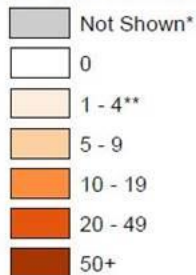
\*Positive case counts are suppressed in municipalities with under 100 residents

\*\*Exact counts are suppressed for municipalities with 1 - 4 cases



# COVID-19 in New Hampshire Positive Test Results 3/1/2020 - 5/6/2020 (n=2,740)

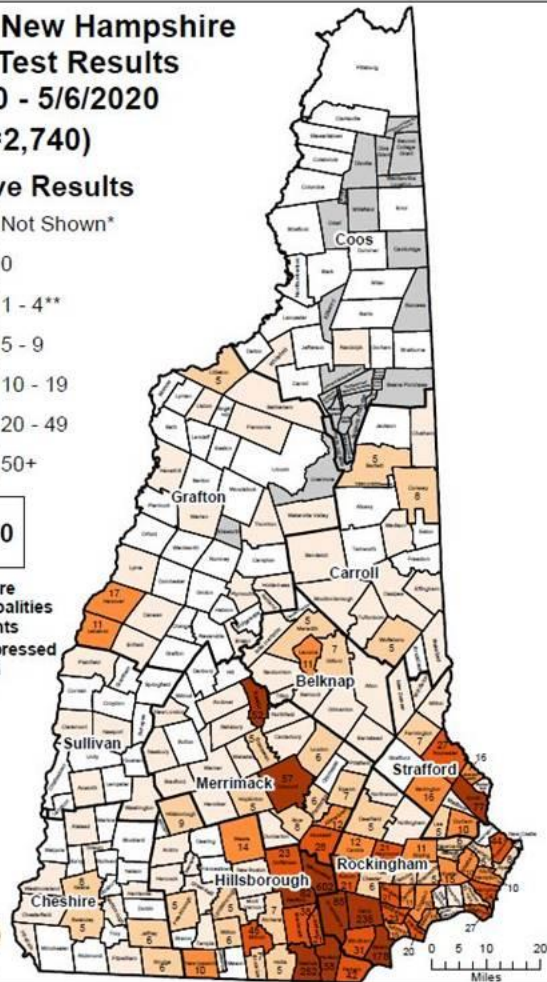
## Positive Results



Cases under investigation, 20 town unknown

\*Positive case counts are suppressed in municipalities with under 100 residents

\*\*Exact counts are suppressed for municipalities with 1 - 4 cases



**New Hampshire 2019 Novel Coronavirus (COVID-19)  
Summary Report  
(data updated May 6, 2020, 9:00 AM)**

|   |                |
|---|----------------|
| NH Persons with COVID-19 <sup>1</sup>                         | 2,740          |
| Recovered   | 1,110<br>(41%) |
| Deaths Attributed to COVID-19                                 | 111 (4%)       |
| Total Current COVID-19 Cases                                  | 1,519          |
| Persons Who Have Been Hospitalized for COVID-19               | 307 (11%)      |
| Current Hospitalizations <sup>2</sup>                         | 113            |
| Persons Tested Negative at Selected Laboratories <sup>3</sup> | 26,066         |
| Persons with Specimens Submitted to NH PHL                    | 11,174         |
| Persons with Test Pending at NH PHL <sup>4</sup>              | 345            |
| Persons Being Monitored in NH (approximate point in time)     | 2,900          |

<sup>1</sup>Includes specimens presumptive-positive at any laboratory and those confirmed by CDC confirmatory testing.

<sup>2</sup>Number of patients currently hospitalized with COVID-19 as reported by hospitals.

<sup>3</sup>Includes specimens tested at the NH Public Health Laboratories (PHL), LabCorp, Quest, Dartmouth-Hitchcock Medical Center, and those sent to CDC prior to NH PHL testing capacity.

<sup>4</sup>Includes specimens received and awaiting testing at NH PHL. Does not include tests pending at commercial laboratories.

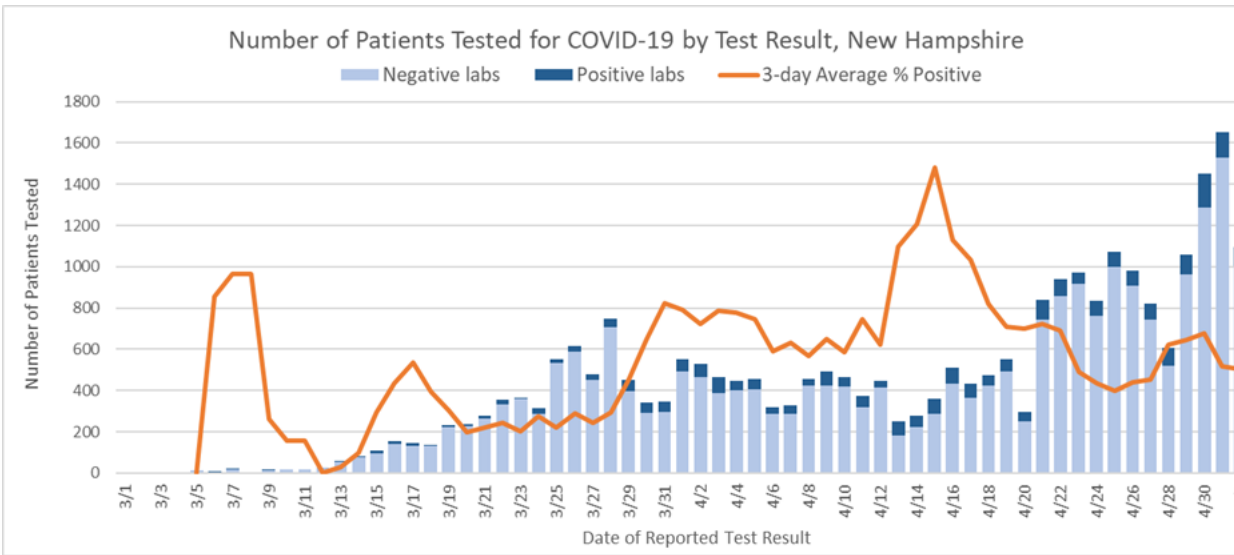
| County                    | Cases       |
|---------------------------|-------------|
| Belknap                   | 41          |
| Carroll                   | 34          |
| Cheshire                  | 41          |
| Coos                      | 2           |
| Grafton                   | 54          |
| Hillsborough - Other      | 397         |
| Hillsborough - Manchester | 602         |
| Hillsborough - Nashua     | 252         |
| Merrimack                 | 213         |
| Rockingham                | 903         |
| Strafford                 | 168         |
| Sullivan                  | 13          |
| County TBD                | 20          |
| <b>Grand Total</b>        | <b>2740</b> |

**Number of Specimens Tested by Date of Report to NH DHHS**

| Testing Laboratory                 | 4/29 | 4/30 | 5/1  | 5/2  | 5/3 | 5/4 | 5/5   | Daily Average |
|------------------------------------|------|------|------|------|-----|-----|-------|---------------|
| NH Public Health Laboratories      | 304  | 401  | 319  | 281  | 276 | 105 | 279   | 281           |
| LabCorp                            | 285  | 516  | 803  | 417  | 270 | 59  | 558   | 415           |
| Quest Diagnostics                  | 182  | 216  | 231  | 214  | 211 | 99  | 228   | 197           |
| Dartmouth-Hitchcock Medical Center | 90   | 125  | 127  | 43   | 123 | 25  | 22    | 79            |
| Other NH Hospital Laboratory       | 157  | 166  | 129  | 126  | 56  | 132 | n/a** | 109           |
| Other Laboratory*                  | 40   | 27   | 42   | 13   | 26  | 32  | 31    | 30            |
| Total                              | 1058 | 1451 | 1651 | 1094 | 962 | 452 | 1118  | 1112          |

\* Includes out-of-state public health laboratories, out-of-state hospital laboratories, and other commercial laboratories not already listed in the table.

\*\* Not available at the time of this report.



[NH DHHS Daily Update on COVID-19 Archive](#)

For more information, please visit the DHHS COVID-19 webpage at <https://www.nh.gov/covid19>.

###